


Product Compatibility Chart


Stainless Steel Banding

| Part No. | THICKNESS | WIDTH | | Hayata Tiger Teeth Buckles-201 SS | | Wing Seal for Coated Band 201 SS | Hayata Heavy Duty Buckles-201 SS | Screw Buckles-201 SS | Hayata Tough Tool TT2400 | RT400 | Hayata Gorilla Tool GT6000 | Push Bar Tensioner PB6-020 | Hayata JR Tool JR100 | Hayata Punch Tool PT500 | BTX7000 |
|--|-----------|-------|------|-----------------------------------|-------|----------------------------------|-----------------------------------|----------------------|--------------------------|--------|----------------------------|----------------------------|----------------------|-------------------------|---------|
| | | in | mm | in | mm | Hayata Wing Seal 201 SS | Hayata Tiger Teeth Buckles-316 SS | Screw Buckles-316 SS | RT400 | BT-200 | BTX7000 | BT-200 | BTX7000 | BT-200 | BTX7000 |
| | | | | | | | | | | | | | | | |
|  | SB2012 | .020" | 0.51 | 1/4" | 6.35 | • | • | • | • | • | • | • | • | • | • |
| | SB2013 | .025" | 0.63 | 3/8" | 9.53 | • | • | • | • | • | • | • | • | • | • |
| | SB2014 | .030" | 0.76 | 1/2" | 12.7 | • | • | • | • | • | • | • | • | • | • |
| | SB2015 | .030" | 0.76 | 5/8" | 15.88 | • | • | • | • | • | • | • | • | • | • |
| | SB2016 | .030" | 0.76 | 3/4" | 19.05 | • | • | • | • | • | • | • | • | • | • |

Hayata Super Band 201 SS
100 ft.

| | | | | | | | | | | | | | | | |
|---|--------------|-------|------|------|-------|---|---|---|---|---|---|---|---|---|---|
|  | SB3162 | .020" | 0.51 | 1/4" | 6.35 | • | • | • | • | • | • | • | • | • | • |
| | SB3163 | .025" | 0.63 | 3/8" | 9.53 | • | • | • | • | • | • | • | • | • | • |
| | SB3164 | .030" | 0.76 | 1/2" | 12.7 | • | • | • | • | • | • | • | • | • | • |
| | SB3165 | .030" | 0.76 | 5/8" | 15.88 | • | • | • | • | • | • | • | • | • | • |
| | SB3166 | .030" | 0.76 | 3/4" | 19.05 | • | • | • | • | • | • | • | • | • | • |
| | SB3165-020 | .020" | 0.51 | 5/8" | 15.88 | • | • | • | • | • | • | • | • | • | • |
| | SB3165-015-2 | .015" | 0.38 | 5/8" | 15.88 | • | • | • | • | • | • | • | • | • | • |

Hayata Tough Band 316 SS
200 ft.

| | | | | | | | | | | | | | | |
|--|--------|-------|------|--------|-------|---|---|---|---|---|---|---|---|---|
|  | GB2016 | .040" | 1.12 | 3/4" | 19.05 | • | • | • | • | • | • | • | • | • |
| | GB2017 | .040" | 1.12 | 1" | 25.4 | • | • | • | • | • | • | • | • | • |
| | GB2018 | .040" | 1.12 | 1-1/4" | 31.75 | • | • | • | • | • | • | • | • | • |

Hayata Giant Band 201 SS
100 ft.




| | | | | | | |
|--|---|---|---|--|---|---|
|  |  |  |  |  |  |  |
| Screw Buckles 201 SS | Wing Seal for Coated Band 316 SS | Hayata Wing Seal 201 SS | Hayata Heavy Duty Buckles 201 SS | Hayata Tiger Teeth Buckles 316 SS | Hayata Tiger Teeth Buckles 201 SS | Push Bar Tensioner PB6-020 |
|  |  |  |  |  |  |  |
| Hayata JR Tool JR100 | RT400 | Hayata Punch Tool PT500 | Hayata Gorilla Tool GT6000 | Hayata Tough Tool TT2400 | BTX7000 | BT-200 |



US: 877-785-8437 Singapore: (65) 6622 5758

Product Compatibility Chart





Stainless Steel Banding

| Part No. | THICKNESS | | WIDTH | | Hayata Tiger Teeth Buckles-201 SS | | Hayata Tiger Teeth Buckles-316 SS | | Wing Seal for Coated Band 316 SS | | Hayata Heavy Duty Buckles-201 SS | | Screw Buckles-201 SS | | Hayata Tough Tool TT2400 | | RT400 | | BT-200 | | Push Bar Tensioner PB6-020 | | Hayata JR Tool JR100 | | Hayata Punch Tool PT500 | | BTX7000 | | | | |
|--|-----------|-------|-------|------|-----------------------------------|--|-----------------------------------|--|----------------------------------|--|----------------------------------|--|----------------------|--|--------------------------|--|-------|--|--------|--|----------------------------|--|----------------------|--|-------------------------|--|---------|--|--|--|--|
| | in | mm | in | mm | | | | | | | | | | | | | | | | | | | | | | | | | | | |
| | | | | | | | | | | | | | | | | | | | | | | | | | | | | | | | |
|  <p>Hayata Lite Band 300 SS 100 ft.</p> | LB300153 | .015" | 0.38 | 3/8" | 9.53 | | | | | | | | | | | | | | | | | | | | | | | | | | |
| | LB300203 | .020" | 0.51 | 3/8" | 9.53 | | | | | | | | | | | | | | | | | | | | | | | | | | |
| | LB300253 | .025" | 0.63 | 3/8" | 9.53 | | | | | | | | | | | | | | | | | | | | | | | | | | |
| | LB300154 | .015" | 0.38 | 1/2" | 12.7 | | | | | | | | | | | | | | | | | | | | | | | | | | |
| | LB300204 | .020" | 0.51 | 1/2" | 12.7 | | | | | | | | | | | | | | | | | | | | | | | | | | |
| | LB300254 | .025" | 0.38 | 1/2" | 12.7 | | | | | | | | | | | | | | | | | | | | | | | | | | |
| | LB300155 | .015" | 0.38 | 5/8" | 15.88 | | | | | | | | | | | | | | | | | | | | | | | | | | |
| | LB300205 | .020" | 0.51 | 5/8" | 15.88 | | | | | | | | | | | | | | | | | | | | | | | | | | |
| | LB300255 | .025" | 0.63 | 5/8" | 15.88 | | | | | | | | | | | | | | | | | | | | | | | | | | |
| | LB300156 | .015" | 0.38 | 3/4" | 19.05 | | | | | | | | | | | | | | | | | | | | | | | | | | |
| | LB300206 | .020" | 0.51 | 3/4" | 19.05 | | | | | | | | | | | | | | | | | | | | | | | | | | |
| | LB300256 | .025" | 0.63 | 3/4" | 19.05 | | | | | | | | | | | | | | | | | | | | | | | | | | |
|  <p>Hayata Monel Monel 400 100 ft.</p> | MON3 | .025" | 0.63 | 3/8" | 10 | | | | | | | | | | | | | | | | | | | | | | | | | | |
| | MON4 | .030" | 0.76 | 1/2" | 13 | | | | | | | | | | | | | | | | | | | | | | | | | | |
| | MON5 | .030" | 0.76 | 5/8" | 16 | | | | | | | | | | | | | | | | | | | | | | | | | | |
| | MON6 | .030" | 0.76 | 3/4" | 19 | | | | | | | | | | | | | | | | | | | | | | | | | | |
|  <p>Hayata Super Coated Band 316 SS 82.5 ft.</p> | CB3162 | .048" | 1.22 | 1/4" | 6.35 | | | | | | | | | | | | | | | | | | | | | | | | | | |
| | CB3163 | .048" | 1.22 | 3/8" | 9.53 | | | | | | | | | | | | | | | | | | | | | | | | | | |
| | CB3164 | .048" | 1.22 | 1/2" | 12.7 | | | | | | | | | | | | | | | | | | | | | | | | | | |
| | CB3165 | .048" | 1.22 | 5/8" | 15.88 | | | | | | | | | | | | | | | | | | | | | | | | | | |



Product Compatibility Chart

Stainless Steel Banding




| UNCOATED Part No. | COATED Part No. | LENGTH | | WIDTH | | Hayata Tough Tool TT2400 BTX7000 | Hayata Gorilla Tool GT6000 | Hayata Punch Tool PT500 | RT400 | Hayata JR Tool JR100 | Push Bar Tensioner PB6-020 |
|--|--------------------|---------------|--------|-------|------|-------------------------------------|----------------------------|-------------------------|-------|----------------------|----------------------------|
| | | in | mm | in | mm | | | | | | |
|  Hayata Fix Band Coated Band 1/2" - 201 SS | FBX300 | FBX300C | 12" | 300 | 1/2" | 12.5 | ● | ● | | ● | ● |
| | FBX400 | FBX400C | 15.75" | 400 | 1/2" | 12.5 | ● | ● | | ● | ● |
| | FBX500 | FBX500C | 19.5" | 500 | 1/2" | 12.5 | ● | ● | | ● | ● |
| | FBX650 | FBX650C | 25.5" | 650 | 1/2" | 12.5 | ● | ● | | ● | ● |
| | FBX850 | FBX850C | 33.5" | 850 | 1/2" | 12.5 | ● | ● | | ● | ● |
| | FBX1050 | FBX1050C | 41" | 1050 | 1/2" | 12.5 | ● | ● | | ● | ● |
|  Hayata Fix Band Coated Band 3/4" - 201 SS | FBX300XH | FBX300XHC | 12" | 300 | 3/4" | 19 | ● | ● | | ● | |
| | FBX400XH | FBX400XHC | 15.75" | 400 | 3/4" | 19 | ● | ● | | ● | |
| | FBX500XH | FBX500XHC | 19.5" | 500 | 3/4" | 19 | ● | ● | | ● | |
| | FBX650XH | FBX650XHC | 25.5" | 650 | 3/4" | 19 | ● | ● | | ● | |
| | FBX850XH | FBX850XHC | 33.5" | 850 | 3/4" | 19 | ● | ● | | ● | |
| | FBX1050XH | FBX1050XHC | 41" | 1050 | 3/4" | 19 | ● | ● | | ● | |
|  Hayata Fix Band Coated Band 5/8" - 316 SS | FBX300X | FBX300XC | 12" | 300 | 5/8" | 15.88 | ● | ● | | ● | ● |
| | FBX400X | RSX400XC | 15.75" | 400 | 5/8" | 15.88 | ● | ● | | ● | ● |
| | FBX500X | RSX500XC | 19.5" | 500 | 5/8" | 15.88 | ● | ● | | ● | ● |
| | FBX650X | RSX650XC | 25.5" | 650 | 5/8" | 15.88 | ● | ● | | ● | ● |
| | FBX850X | RSX850XC | 33.5" | 850 | 5/8" | 15.88 | ● | ● | | ● | ● |
| | FBX1050X | RSX1050XC | 41" | 1050 | 5/8" | 15.88 | ● | ● | | ● | ● |
|  Hayata Super Coated Band Custom Lengths 316 SS | | CB3165-18WBKL | 18" | 457 | 5/8" | 15.88 | ● | ● | | ● | |
| | | CB3165-24WBKL | 24" | 610 | 5/8" | 15.88 | ● | ● | | ● | |
| | | CB3165-30WBKL | 30" | 762 | 5/8" | 15.88 | ● | ● | | ● | |



US: 877-785-8437 Singapore: (65) 6622 5758

Product Compatibility Chart

Stainless Steel Cable Ties

| | UNCOATED Part No. | COATED Part No. | LENGTH | | WIDTH | | BT12000 QuikTie | BT9000 | BT1000 | CT5 | CT4 | CT3XHD | CT3 |
|--|----------------------|--------------------|--------|------|-------|-----|-----------------|--------|--------|-----|-----|--------|-----|
| | | | in | mm | in | mm | | | | | | | |
|  <p>Roller Ball Ties 100 Lb. Standard 316 SS</p> | TBC100 | TBC100C | 4" | 100 | 0.18 | 4.6 | ● | ● | ● | ● | | ● | ● |
| | TBC150 | TBC150C | 6" | 150 | 0.18 | 4.6 | ● | ● | ● | ● | | ● | ● |
| | TBC200 | TBC200C | 8" | 200 | 0.18 | 4.6 | ● | ● | ● | ● | | ● | ● |
| | TBC360 | TBC360C | 14" | 360 | 0.18 | 4.6 | ● | ● | ● | ● | | ● | ● |
| | TBC520 | TBC520C | 20.5" | 520 | 0.18 | 4.6 | ● | ● | ● | ● | | ● | ● |
| | TBC680 | TBC680C | 26.5" | 680 | 0.18 | 4.6 | ● | ● | ● | ● | | ● | ● |
| | TBC840 | TBC840C | 33" | 840 | 0.18 | 4.6 | ● | ● | ● | ● | | ● | ● |
| | TBC1000 | TBC1000C | 39" | 1000 | 0.18 | 4.6 | ● | ● | ● | ● | | ● | ● |
| | TBC1200 | TBC1200C | 47" | 1200 | 0.18 | 4.6 | ● | ● | ● | ● | | ● | ● |
| | TBC1400 | TBC1400C | 55" | 1400 | 0.18 | 4.6 | ● | ● | ● | ● | | ● | ● |
|  <p>Roller Ball Ties 250 Lb. Heavy Duty 316 SS</p> | TBC200H | TBC200HC | 8" | 200 | .31 | 7.9 | ● | ● | ● | ● | | ● | ● |
| | TBC360H | TBC360HC | 14" | 360 | .31 | 7.9 | ● | ● | ● | ● | | ● | ● |
| | TBC520H | TBC520HC | 20.5" | 520 | .31 | 7.9 | ● | ● | ● | ● | | ● | ● |
| | TBC680H | TBC680HC | 26.5" | 680 | .31 | 7.9 | ● | ● | ● | ● | | ● | ● |
| | TBC840H | TBC840HC | 33" | 840 | .31 | 7.9 | ● | ● | ● | ● | | ● | ● |
| | TBC1000H | TBC1000HC | 39" | 1000 | .31 | 7.9 | ● | ● | ● | ● | | ● | ● |
| | TBC1200H | TBC1200HC | 47" | 1200 | .31 | 7.9 | ● | ● | ● | ● | | ● | ● |
| | TBC1400H | TBC1400HC | 55" | 1400 | .31 | 7.9 | ● | ● | ● | ● | | ● | ● |
|  <p>Ladder Ties 250 Lb. Standard 316 SS</p> | KST200/7 | KST200/7C | 8" | 200 | .25" | 7 | ● | ● | ● | ● | | ● | ● |
| | KST225/7 | KST225/7C | 9" | 225 | .25" | 7 | ● | ● | ● | ● | | ● | ● |
| | KST250/7 | KST250/7C | 10" | 250 | .25" | 7 | ● | ● | ● | ● | | ● | ● |
| | KST300/7 | KST300/7C | 12" | 300 | .25" | 7 | ● | ● | ● | ● | | ● | ● |
| | KST360/7 | KST360/7C | 14" | 360 | .25" | 7 | ● | ● | ● | ● | | ● | ● |
| | KST450/7 | KST450/7C | 17.75" | 450 | .25" | 7 | ● | ● | ● | ● | | ● | ● |
| | KST610/7 | KST610/7C | 24" | 610 | .25" | 7 | ● | ● | ● | ● | | ● | ● |
| | KST750/7 | KST750/7C | 29.5" | 750 | .25" | 7 | ● | ● | ● | ● | | ● | ● |
| | KST1000/7 | KST1000/7C | 39.25" | 1000 | .25" | 7 | ● | ● | ● | ● | | ● | ● |

● indicates use on uncoated product only



BT12000 QuikTie



BT9000



BT1000



CT5



CT4



CT3XHD






CT3



Product Compatibility Chart



Stainless Steel Cable Ties

| | UNCOATED Part No. | COATED Part No. | LENGTH | | WIDTH | | BT12000 QuikTie | BT9000 | BT1000 | CT5 | CT4 | CT3XHD | CT3 |
|---|--|--------------------|-------------|------|-------|-------|-----------------|--------|--------|-----|-----|--------|-----|
| | | | in | mm | in | mm | | | | | | | |
|  <p>Ladder Ties 450 Lb. Heavy Duty 316 SS</p> | KST200/12 | KST200/12C | 8" | 200 | .5" | 12 | ● | ● | ● | | ● | ● | ● |
| | KST225/12 | KST225/12C | 9" | 225 | .5" | 12 | ● | ● | ● | | ● | ● | ● |
| | KST250/12 | KST250/12C | 10" | 250 | .5" | 12 | ● | ● | ● | | ● | ● | ● |
| | KST300/12 | KST300/12C | 12" | 300 | .5" | 12 | ● | ● | ● | | ● | ● | ● |
| | KST360/12 | KST360/12C | 14" | 360 | .5" | 12 | ● | ● | ● | | ● | ● | ● |
| | KST450/12 | KST450/12C | 17.75" | 450 | .5" | 12 | ● | ● | ● | | ● | ● | ● |
| | KST610/12 | KST610/12C | 24" | 610 | .5" | 12 | ● | ● | ● | | ● | ● | ● |
| | KST750/12 | KST750/12C | 29.5" | 750 | .5" | 12 | ● | ● | ● | | ● | ● | ● |
| | KST1000/12 | KST1000/12C | 39.25" | 1000 | .5" | 12 | ● | ● | ● | | ● | ● | ● |
|  <p>Roller Ball Ties 450 Lb. Heavy Duty 316 SS</p> | TBC200XHD | TBC200XHDC | 8" | 200 | 1/2" | 12.5 | ● | | | | | ● | |
| | TBC290XHD | TBC290XHDC | 11.5" | 290 | 1/2" | 12.5 | ● | | | | | ● | |
| | TBC360XHD | TBC360XHDC | 14" | 360 | 1/2" | 12.5 | ● | | | | | ● | |
| | TBC520XHD | TBC520XHDC | 20.5" | 520 | 1/2" | 12.5 | ● | | | | | ● | |
| | TBC680XHD | TBC680XHDC | 26.5" | 680 | 1/2" | 12.5 | ● | | | | | ● | |
| | TBC840XHD | TBC840XHDC | 33" | 840 | 1/2" | 12.5 | ● | | | | | ● | |
| | TBC1000XHD | TBC1000XHDC | 39" | 1000 | 1/2" | 12.5 | ● | | | | | ● | |
| |  <p>Roller Ball Ties 800 Lb. Heavy Duty 316 SS</p> | TBC457XXHD | TBC457XXHDC | 18" | 457 | 5/8" | 15.88 | ● | | | | | ● |
| TBC610XXHD | | TBC610XXHDC | 24" | 610 | 5/8" | 15.88 | ● | | | | | ● | |
| TBC762XXHD | | TBC762XXHDC | 30" | 762 | 5/8" | 15.88 | ● | | | | | ● | |



Product Compatibility Chart

Stainless Steel Cable Ties




| | UNCOATED Part No. | COATED Part No. | LENGTH | | WIDTH | | CT3 | CT3XHD | CT4 | CT5 | BT1000 | BT9000 | BT12000 QuikTie |
|---|----------------------|--------------------|--------|------|-------|-----|-----|--------|-----|-----|--------|--------|-----------------|
| | | | in | mm | in | mm | | | | | | | |
|  <p>Releasable Ties 316 SS</p> | KRCT150/5 | KRCT150/5C | 6" | 150 | 0.19" | 5 | | | ● | | | | |
| | KRCT230/5 | KRCT230/5C | 9" | 230 | 0.19" | 5 | | | ● | | | | |
| | KRCT305/6 | KRCT305/6C | 13" | 330 | 0.19" | 5 | | | ● | | | | |
| | KRCT450/5 | KRCT450/5C | 17.7" | 450 | 0.19" | 5 | | | ● | | | | |
| | KRCT610/5 | KRCT610/5C | 24" | 610 | 0.19" | 5 | | | ● | | | | |
| | KRCT150/10 | KRCT150/10C | 6" | 150 | .39" | 10 | | | ● | | | | |
| | KRCT230/10 | KRCT230/10C | 9" | 230 | .39" | 10 | | | ● | | | | |
| | KRCT305/10 | KRCT305/10C | 13" | 330 | .39" | 10 | | | ● | | | | |
| | KRCT450/10 | KRCT450/10C | 17.7" | 450 | .39" | 10 | | | ● | | | | |
| | KRCT610/10 | KRCT610/10C | 24" | 610 | .39" | 10 | | | ● | | | | |
| | KRCT762/10 | KRCT762/10C | 30" | 762 | .39" | 10 | | | ● | | | | |
| | KRCT914/10 | KRCT914/10C | 36" | 914 | .39" | 10 | | | ● | | | | |
| | KRCT950/10 | KRCT950/10C | 37.4" | 950 | .39" | 10 | | | ● | | | | |
|  <p>Zig Zag Ties 150 Lb. 316 SS</p> | TBC200Z | TBC200ZC | 8" | 200 | 0.18" | 4.6 | ● | ● | ● | ● | ● | ● | ● |
| | TBC360Z | TBC360ZC | 14" | 360 | 0.18" | 4.6 | ● | ● | ● | ● | ● | ● | ● |
| | TBC520Z | TBC520ZC | 20.5" | 520 | 0.18" | 4.6 | ● | ● | ● | ● | ● | ● | ● |
| | TBC680Z | TBC680ZC | 26.5" | 680 | 0.18" | 4.6 | ● | ● | ● | ● | ● | ● | ● |
| | TBC840Z | TBC840ZC | 33" | 840 | 0.18" | 4.6 | ● | ● | ● | ● | ● | ● | ● |
| | TBC1000Z | TBC1000ZC | 39" | 1000 | 0.18" | 4.6 | ● | ● | ● | ● | ● | ● | ● |
| | TBC1200Z | TBC1200ZC | 47" | 1200 | 0.18" | 4.6 | ● | ● | ● | ● | ● | ● | ● |
| | TBC1400Z | TBC1400ZC | 55" | 1400 | 0.18" | 4.6 | ● | ● | ● | ● | ● | ● | ● |



US: 877-785-8437 Singapore: (65) 6622 5758

Product Compatibility Chart

Stainless Steel Cable Ties

| UNCOATED Part No. | COATED Part No. | LENGTH | | WIDTH | | CT3 | CT3XHD | CT4 | CT5 | BT1000 | BT9000 | BT12000 QuikTie |
|---|--------------------|---------------|-------|-------|-------|-----|--------|-----|-----|--------|--------|-----------------|
| | | in | mm | in | mm | | | | | | | |
|  Zig Zag Ties 300 Lb. 316 SS | TBC200HZ | TBC200HZC | 8" | 200 | 0.31" | 7.9 | ● | ● | | ● | ● | ● |
| | TBC360HZ | TBC360HZC | 14" | 360 | 0.31" | 7.9 | ● | ● | | ● | ● | ● |
| | TBC520HZ | TBC520HZC | 20.5" | 520 | 0.31" | 7.9 | ● | ● | | ● | ● | ● |
| | TBC680HZ | TBC680HZC | 26.5" | 680 | 0.31" | 7.9 | ● | ● | | ● | ● | ● |
| | TBC840HZ | TBC840HZC | 33" | 840 | 0.31" | 7.9 | ● | ● | | ● | ● | ● |
| | TBC1000HZ | TBC1000HZC | 39" | 1000 | 0.31" | 7.9 | ● | ● | | ● | ● | ● |
| | TBC1200HZ | TBC1200HZC | 47" | 1200 | 0.31" | 7.9 | ● | ● | | ● | ● | ● |
| | TBC1400HZ | TBC1400HZC | 55" | 1400 | 0.31" | 7.9 | ● | ● | | ● | ● | ● |
|  Continuous Roll 316 SS 304 SS | TBC150LB/50 | TBC150LB/50C | 164 | 50 | 0.18" | 4.6 | ● | ● | | ● | ● | ● |
| | TBC300LB/50 | TBC300LB/50C | 164 | 50 | 0.31" | 7.9 | ● | ● | | ● | ● | ● |
| | TBC150LB/100 | TBC150LB/100C | 328 | 100 | 0.18" | 4.6 | ● | ● | | ● | ● | ● |
| | TBC300LB/100 | TBC300LB/100C | 328 | 100 | 0.31" | 7.9 | ● | ● | | ● | ● | ● |
| | TBC150LB/100-304 | N/A | 328 | 100 | 0.18" | 4.6 | ● | ● | | ● | ● | ● |
| | TBC300LB/100-304 | N/A | 328 | 100 | 0.31" | 7.9 | ● | ● | | ● | ● | ● |
|  Aluminum Ties 50 Lb. | TBC150AL | TBC150ALC | 6" | 150 | 0.31" | 7.9 | ● | ● | ● | ● | ● | ● |
| | TBC200AL | TBC200ALC | 8" | 200 | 0.31" | 7.9 | ● | ● | ● | ● | ● | ● |
| | TBC360AL | TBC360ALC | 14" | 360 | 0.31" | 7.9 | ● | ● | ● | ● | ● | ● |
| | TBC520AL | TBC520ALC | 20.5" | 520 | 0.31" | 7.9 | ● | ● | ● | ● | ● | ● |



US: 877-785-8437 Singapore: (65) 6622 5758